


**BLAUPUNKT**

User manual



*Enjoy it.*

Bluetooth Wireless speaker

## Safety Precautions

Read these safety instructions before using your device and store them for possible future reference.

- The device is not intended for use by persons (including children) with reduced physical, sensory or mental capacity. Persons who have not read the manual, unless they have received explanations by a person responsible for their safety and supervision should not use this unit.
- Children should be monitored to ensure that they do not play with the device.
- The device should always be readily accessible.
- The device should not be exposed to dripping or splashing water.
- No objects filled with liquids such as vases shall be placed on the device.
- Always leave a minimum distance of 10 cm around the unit to ensure sufficient ventilation.
- Open flame sources, such as candles, should not be placed on top of the device.
- The device is intended for use only in a temperate climate.
- At full volume, prolonged listening to the portable audio device may damage the user's hearing and cause hearing troubles (temporary or permanent deafness, hearing drone, tinnitus, hyperacusis).
- So, we recommend not to listen to the portable audio device at high audio volume and no more than one hour per day at medium audio volume.
- CAUTION: Danger of explosion if battery is incorrectly replaced or not replaced by the same type or equivalent.
- The battery should not be exposed to excessive heat such as sunshine, fire or similar.
- Different types of batteries, new and used batteries should not be mixed.
- The battery must be installed according to the polarity.
- If the battery is worn, it must be removed from the product.
- The battery must be disposed of safely. Always use the collection bins provided (check with your dealer) to protect the environment.
- The battery can't be replaced by the user, but only by the maker of this product, the after sales department or a qualified person.

## SWITCH OFF IN RESTRICTED AREAS

Switch the device off where the use of the device is not allowed or where there is a risk of causing interference or danger, for example on board an aircraft, near medical equipment, fuel, chemicals or blasting sites.

## **ROAD SAFETY COMES FIRST**

Check the current laws and regulations regarding the use of this device in the areas where you drive.

- Do not handle the device when driving.
- Concentrate fully on the driving
- Radio signals could affect some of the car's electronic systems such as the audio stereo and alarm systems.

## **INTERFERENCE**

All wireless devices are susceptible to interference which may affect their performance.

All our device conforms to international standards and regulations, and if need be national ones, with a view to limiting user exposure to electromagnetic fields. These standards and regulations were adopted after the completion of extensive scientific research. This research established no link between the use of the mobile headset and any adverse effects on health if the device is used in accordance with standard practices.

## **AUTHORISED PERSONNEL**

Only qualified people are authorized to install or repair this product.

## **ACCESSORIES**

Only use batteries, chargers and other accessories which are compatible with this equipment. Do not connect incompatible products.

## **CHILDREN**

Keep your device in a safe place, out of the reach of young children.

The device contains small parts that may present a choking hazard.

## Specifications

Rated voltage: DC 5V  $\equiv$  500mA

Max consumption: 2,5W

Li-ion battery 1200mAh

Sound power: 2 x 8W

Max RF power : 1,58mW

Radio frequency : 87,5-108MHz

Frequency range:  $\geq$ 85Hz-20KHz

Bluetooth compatible version: 5.0

Distance Bluetooth stays connected: 10m

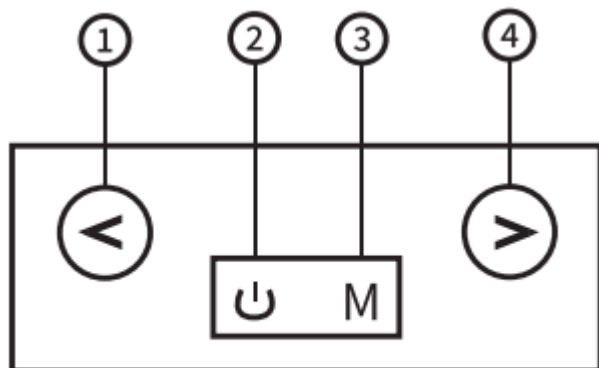
Music playing time: Around 3-4 hours

Charging time: 2-3 hours

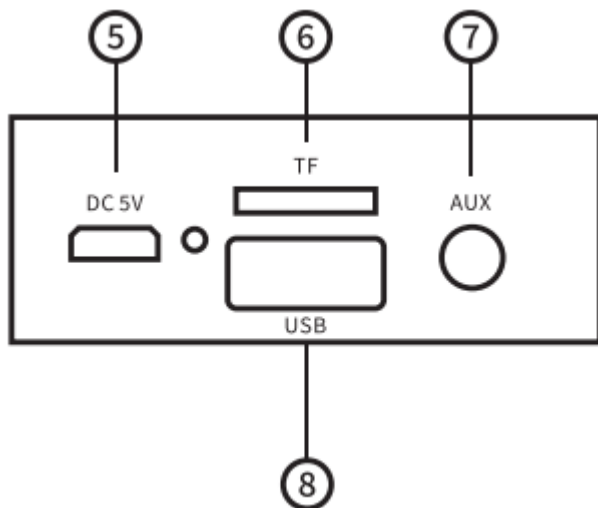
Size: 175 x 80 x 80mm

Weight: 570g

## Product presentation



- ① Track back: press for previous song
- ② Power button: Long press to turn ON/OFF the BT speaker.
- ③ Mode switch: click button to switch Bluetooth mode, AUX mode, FM mode etc..
- ④ Track forward: press for next song
- ⑤ Micro USB charging port
- ⑥ TF/SD card input port
- ⑦ AUX input port
- ⑧ USB input port for U-Disk



Button  : volume up +

Button  : volume down -

## Function Operating Instructions

### 1) Play / Pause:

In the standby mode, click the power button to play the music directly, and press again to pause the playback.

### 2) Call Answer:

When the phone calls, click the power button to answer the call.

### 3) Call hang up:

When calls ended, click the power button to hang up the phone. When you receive phone calls and want to decline it, press and hold the "Track back" button to reject the call.

### 4) Last Number Redial:

While on standby or playing music, double-click the power button to dial the last call in your call log.

### 5) FM function:

The FM function works when the micro USB charging cable is plugged in and used as an antenna. In FM mode, click the power button to search the radio, the blue lights will flash. After the searching, the blue lights will not flash any more. Then press button "track back" for previous radio channel and button "track forward" for next radio channel.

### 6) TWS function:

In Bluetooth mode, long press the "M" button, there will be a voice message "ding", which means you have to start searching for another device, within 2-3 seconds both speakers will automatically connect with a voice message "ding" means TWS successful.

PS: Make sure that both speakers are not connected to any phone device at the same time or you will have to disconnect from the phone otherwise the TWS pairing cannot take place.

To disconnect the TWS function, press and hold down one of the "M" buttons.

## Remark

1. Boot back: When the pairing is successful, the second boot Bluetooth speaker priority back into the state automatically connected to the connected phone.
2. Low battery prompt: When the Bluetooth speaker battery power is low, it will issue a low battery tone.
3. Click means press 1-time, long press means press and hold the button for 2-3 seconds.

## Bluetooth pairing

1. Once power ON, the blue lights flash, the machine enters the search pairing state.
2. Start the phone or other equipment, Bluetooth, if it is Android system phone or device, please click on the phone search for "BLP3970" option to find the device name, if the IOS system phone or device will automatically search for equipment, when the model of the Bluetooth speaker is found, click to enter pairing. After the success of the pairing, the speaker will be issued a successful tone, the blue lights will not flash any more, enter the connection standby state.

## Frequently Asked Questions

Questions	Solutions
Unsuccessful Pairing for Connection	Make sure the speaker is in Bluetooth mode. Make sure the speaker has not been connected with the other device. Check if there are many Bluetooth device working around, which may interfere the Bluetooth connection. Try to restart the Bluetooth of the phone or tablet. and reconnect the speaker again.
No voice or distortion of sound	Check the volume of your phone or the speaker, and adjust the volume. Check if the battery is too low, please recharge it
Music breaking play	Check if the device is beyond the effective connection distance. Check if there is any obstacle between the speaker and your device
The indicator not shining in Bluetooth mode	The battery is low. Please charge it. Please reboot the speaker.

### .Precautions

- Please store and use the product in room temperature environment.
- Do not expose this product in rain or wet conditions.
- Do not drop or bump this product.
- Do not disassemble, repair the speaker yourself. Disassemble this product will invalidate the warranty.
- Please use the power change with rated voltage for the speaker.
- It may cause hearing damage if playing music in high volume for a long time. Consider avoiding excessively high volume when playing music for a long time.

## Declaration of conformity UE

Dag Technologie®, hereby declares that this equipment conforms to the essential requirements and other relevant provisions of Directive 2014/53/UE. The declaration of Conformity can be viewed at the following address:

[http://www.mms-support.net/OTA/ECD\\_DAG\\_BLP3790-001.pdf](http://www.mms-support.net/OTA/ECD_DAG_BLP3790-001.pdf)

The European directive 2012/19/EU on Waste Electrical and Electronic Equipment (WEEE), requires that old household electrical appliances must not be disposed of in the normal unsorted municipal waste stream. Old appliances must be collected separately in order to optimize the recovery and recycling of the materials they contain, and reduce the impact on human health and the environment. The crossed out "wheeled bin" symbol on the product reminds you of your obligation, that when you dispose of the appliance, it must be separately collected.



To avoid possible hearing damage, do not listen at high audio volume for long periods of time.

Imported by Dag Technologie®  
79/81 Ancienne route Nationale 7  
69570 Dardilly  
FRANCE

*Enjoy it.*

Dag Technologie®  
79/81 Ancienne Route Nationale 7  
69570 Dardilly – France